

Learn to card

on the wild carder



CARDING ON THE WILD CARDER

The Ashford wild carder has been designed to allow you to create wild and wonderful batts for spinning, felting and other fibre crafts.

The wild carder features:

- extra long teeth
- built-in adjustable packer brush
- adjustable drum clearance.

It includes:

- packer brush
- cleaning brush
- doffer (awl)
- two clamps.

It comes assembled and lacquered.

For more carding, colour and fibre blending techniques see “The Ashford Book of Carding” by Jo Reeve.



01

Using novelty yarns from your stash: ribbons, fibres, glitz and feathers with a base of wool you can make beautiful, fun and funky batts for spinning or felting.



02

Cut novelty yarns, ribbons etc into smaller pieces (2-5cm / 1-2 inch in length works well).

03



Have your wild fibres and yarns pre-cut ready to go.

04



Clamp your carder to the table.

05



For ease of removal when finished start with a thin layer of wool sliver.

06



When you have an even base you can start adding your wild fibres.



07

Place a layer of wool sliver on the feed-in tray. This is the base of your fibre sandwich.



08

Add some filling to your fibre sandwich. Don't over fill. (You will repeat this process several times).



09

Now place a thin layer of wool sliver on top. This will assist in transferring all fibres to the large drum. Wind the handle clockwise, not too fast.



10

Repeat steps 7-10 until the large drum is full and fibres are at the top of the teeth.



To remove your finished batt, turn the handle around until the metal strip is at the top of the drum. Loosen the knob and twist the packer brush up. Using the doffer, slide the pointed end along the metal strip and lift it up to separate the fibres.



Do this in short sections across the width of the drum until the batt is completely separated.



For a clean separation of the fibres from the drum gently pull the batt back down over the end of the carder.



At the same time slowly turn the handle in the opposite direction while pulling the batt off the drum.



Your batt is now ready for spinning or felting.

Books available from Ashford



The Ashford Book of Weaving for the Four Shaft Loom
By Anne Field



The Ashford Book of Rigid Heddle Weaving
By Rowena Hart




The Ashford Book of Weaving for Knitters
By Rowena Hart




The Ashford Book of Projects



The Ashford Book of Projects for the Eight Shaft Loom
By Elsa Krogh



The Ashford Book of Carding
By Jo Reeve



The Ashford Book of Dyeing
By Ann Milner



The Ashford Book of Hand Spinning
By Jo Reeve



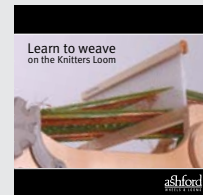
Weaving on the Ashford Knitters Loom DVD




Learn to Spin Booklet



Learn to Weave on the Rigid Heddle Booklet



Learn to Weave on the Knitters Loom Booklet



Learn to Weave on the Table Loom

ashford

WHEELS & LOOMS

Ashford Handicrafts Limited

Factory and Showroom: 415 West Street

P O Box 474, Ashburton, New Zealand

Telephone: +64 3 308 9087

Facsimile: +64 3 308 8664

Email: sales@ashford.co.nz

Internet: www.ashford.co.nz

